



All tests reported herein
have been performed in
accordance with the
laboratory's scope of
accreditation

No. 1584548.0

(Please quote this number in all correspondence)

CLIENT:
Floorscape Ltd.
PO Box 302365
North Harbour 0751
Auckland

SAMPLE RECEIVED FROM:
Floorscape Ltd.

Date Received: 16.9.25

Attn.: Mike Caird

SAMPLE DESCRIPTION:
ReadyFlor Merbau-1 Strip flooring planks assembly
with Selleys Aquadhere Exterior PVA glue applied in
the joints.

Client Order No.:

Client Reference:

1 of 4

RESILIENT FLOOR COVERINGS (BASED ON ISO 4760:2022(E) - LAMINATE FLOORING – TOPICAL MOISTURE RESISTANCE – ASSEMBLED JOINT (MODIFIED))

Method

The sample was cut into pieces then connected using the profiled locking edges and fastened into an assembled floating "T joint" configuration as per the test method. The testing was performed in triplicate.

Weights were placed on the outer corners of the test specimens to keep the samples flat throughout the test procedure.

100 mls of dye solution was applied onto the sample surface. It was poured into a cylinder 100mm diameter placed in the centre of the sample at the "T joint." Sealant was used at the plank/cylinder interface to avoid leakage.

The sample was placed on white paper towels prior to testing to enable detection of any dye penetration through the joints.

The sample was left at 20°C, 65% Relative Humidity room conditions for 24 hours after the dye was added and then examined for dye penetration through the backing (not 23°C, 50% RH as stated in the method).

If swelling measurements are requested, thickness measurements are taken at specified test positions - before water, within 15 minutes after water removal (qualitative and quantitative) and 24 hours after removal of water (qualitative and quantitative).

Quantitative measurements are used to calculate surface swell in mm (within 15 minutes after water removal) and recovery swell (24 hours after removal of water).

Date Tested: 23/9/2025

Note: Selleys Aquadhere Exterior PVA adhesive was applied to the joins before being assembled by the client.

Results:

Quantitative Results:	Wet Swell (mm)			Recovered Swell (mm)		
	Specimen 1	Specimen 2	Specimen 3	Specimen 1	Specimen 2	Specimen 3
Final Average Results (Positions 2 to 4)	Not requested	Not requested	Not requested	Not requested	Not requested	Not requested
Final Results (Position 1)	Not requested	Not requested	Not requested	Not requested	Not requested	Not requested

	Wet Swell			Recovered Swell		
	Specimen 1	Specimen 2	Specimen 3	Specimen 1	Specimen 2	Specimen 3
Qualitative Ratings (individual results):	2	2	1	1	1	1

"THIS REPORT APPLIES ONLY TO THE SAMPLES TESTED"

Samples and their identifying descriptions have been provided by the client unless otherwise stated. NZWTA Ltd makes no warranty, implied or otherwise as to the source of the tested samples. The above results are designed to provide THE CLIENT WITH GUIDANCE INFORMATION ONLY. This document shall not be reproduced except in full.

C Judan

Key Technical Person

30/09/2025



All tests reported herein
have been performed in
accordance with the
laboratory's scope of
accreditation

No. 1584548.0

(Please quote this number in all correspondence)

CLIENT:
Floorscape Ltd.
PO Box 302365
North Harbour 0751
Auckland

SAMPLE RECEIVED FROM:
Floorscape Ltd.

Date Received: 16.9.25

Attn.: Mike Caird

SAMPLE DESCRIPTION:
ReadyFlor Merbau-1 Strip flooring planks assembly
with Selleys Aquadhere Exterior PVA glue applied in
the joints.

Client Order No.:

Client Reference:

2 of 4

Qualitative Grade:

- 1 = No change - Little to no noticeable change in edge swell or panel surface lift
- 2 = Slight swelling - Slight swelling, small ridge along one or more joints, very little if any panel surface lift
- 3 = Moderate - Noticeable edge swelling and some panel surface lift extending away from joint
- 4 = Objectional - Severely raise edge and swelling extending noticeably under the panel surface
- 5 = Failed test - Water leaked out of the ring, leaving no continuous film of water inside the ring
(this grade is given even if there is no swell of the edge joint)

Observations:	Specimen 1	Specimen 2	Specimen 3
Migration of water along the upper surface:	No	No	No
Migration of water to the underside:	No	No	No


Disassembly Observations:	Specimen 1	Specimen 2	Specimen 3
Migration of water along the upper surface:	Yes	Yes	Yes
Migration of water to the underside:	No	No	No

Note: The Acceptable Solutions and verification methods, New Zealand Building Code E3 Internal Moisture defines on page 9 definitions - "**Impervious**" - that which does not allow the passage of moisture. While E3.3.3 and E3.3.6 require impervious surfaces about sanitary appliances/fixtures, the impervious performance criteria compliance covered in Page 11 mentions "No specific methods have been adopted for verifying compliance with the performance of NZBC E3." In summary, the Objective (3.1) and Functional requirement (3.2) of E3 is to prevent illness/injury or damage through accumulation of moisture, or damage caused by free water penetration.

This ISO test method is used internationally and has been independently performed in New Zealand. The result of this test verified that this product's assembled joint over a 24 hour period did not allow/allow water penetration through to the substrate, or if tested at the edges where edge sealant has been applied.

"THIS REPORT APPLIES ONLY TO THE SAMPLES TESTED"

Samples and their identifying descriptions have been provided by the client unless otherwise stated. NZWTA Ltd makes no warranty, implied or otherwise as to the source of the tested samples. The above results are designed to provide THE CLIENT WITH GUIDANCE INFORMATION ONLY. This document shall not be reproduced except in full.


C Judan

Key Technical Person

30/09/2025



All tests reported herein
have been performed in
accordance with the
laboratory's scope of
accreditation

No. 1584548.0

(Please quote this number in all correspondence)

CLIENT:
Floorscape Ltd.
PO Box 302365
North Harbour 0751
Auckland

Attn.: Mike Caird

Client Order No.:

SAMPLE RECEIVED FROM:
Floorscape Ltd.

SAMPLE DESCRIPTION:
ReadyFlor Merbau-1 Strip flooring planks assembly
with Selleys Aquadhere Exterior PVA glue applied in
the joints.

Client Reference:

Date Received: 16.9.25

3 of 4



After 24 hrs With Water



Wet Swell




Recovered Swell



Recovered Swell (Disassembled)

"THIS REPORT APPLIES ONLY TO THE SAMPLES TESTED"

Samples and their identifying descriptions have been provided by the client unless otherwise stated. NZWTA Ltd makes no warranty, implied or otherwise as to the source of the tested samples. The above results are designed to provide THE CLIENT WITH GUIDANCE INFORMATION ONLY. This document shall not be reproduced except in full.


C Judan
Key Technical Person

30/09/2025



NZWTA
WOOL TESTING



NZWTA
TEXTILES AND
MATERIALS TESTING



All tests reported herein
have been performed in
accordance with the
laboratory's scope of
accreditation

No. 1584548.0

(Please quote this number in all correspondence)

CLIENT:
Floorscape Ltd.
PO Box 302365
North Harbour 0751
Auckland

Attn.: Mike Caird

Client Order No.:

SAMPLE RECEIVED FROM:
Floorscape Ltd.

SAMPLE DESCRIPTION:
ReadyFlor Merbau-1 Strip flooring planks assembly
with Selleys Aquadhere Exterior PVA glue applied in
the joints.

Client Reference:


Date Received: 16.9.25

4 of 4



"THIS REPORT APPLIES ONLY TO THE SAMPLES TESTED"

Samples and their identifying descriptions have been provided by the client unless otherwise stated. NZWTA Ltd makes no warranty, implied or otherwise as to the source of the tested samples. The above results are designed to provide THE CLIENT WITH GUIDANCE INFORMATION ONLY. This document shall not be reproduced except in full.


C Judan

Key Technical Person

30/09/2025